



Product Catalog

Applications and Features











*Reliable power when and where you need it.
Clean and simple.*

Capstone Microturbines

When you think of Capstone microturbines, you think of precision, automation and reliability. Capstone's industry-leading microturbine solutions help improve business operations by putting the end user in control of their energy costs. Scalable from 30kW to 30MW, Capstone microturbines provide clean energy to organizations of varying sizes operating in numerous markets around the world. Advanced engineering and more than 100 patents put Capstone microturbines in a class of their own.

By integrating an aero-based turbine engine, a permanent magnet generator, advanced power electronics, with patented air bearing technology, Capstone microturbines are the ideal solution for today's distributed energy needs.

Clean Reliable Power

	Features	Benefits
	Only one moving part	Longer service intervals, low operating cost
	Patented air bearing technology	No lubricants or coolants needed
	Clean waste heat	Thermal energy for cogeneration/trigeneration
	Wide fuel range	Operates on gaseous, renewable and liquid fuels
	Stand alone or grid connect	Lower peak demand costs
	Advanced combustion controls	Low emissions, no exhaust aftertreatment
	High power density	Compact footprint, small modular design
	Remote monitoring	View performance and diagnostics 24/7
	Power electronics	High efficiency under all load conditions
	Factory-designed controllers	Increase efficiency, uptime, and run-time balance



C30



C65



C65 ICHP



C65 HAZLOC



C200

Model	Fuels	Power Output ⁽¹⁾	Electrical Efficiency	Exhaust Mass Flow		Exhaust Temperature		Net Heat Rate		Dimensions ⁽²⁾ (W x D x H)	
		kW	%	kg/s	lbm/s	C°	F°	MJ/kWh	btu/kWh	m	in
GASEOUS FUELS⁽³⁾											
C30 LP	NG	28	25	0.31	0.69	275	530	14.4	13,700	0.76 x 1.5 x 1.8	30 x 60 x 71
C30 HP	NG, P, LG, DG	30	26	0.31	0.69	275	530	13.8	13,100	0.76 x 1.5 x 1.8	30 x 60 x 71
C30 HZLC ⁽⁴⁾	NG	30	26	0.32	0.70	275	530	13.8	13,100	0.92 x 2.9 x 2.2	36 x 112 x 85
C65	NG, P	65	29	0.49	1.08	309	588	12.4	11,800	0.76 x 1.9 x 1.8	30 x 77 x 76
C65 ICHP	NG, P, LG, DG	65	29	0.49	1.08	309	588	12.4	11,800	0.76 x 2.2 x 2.4	30 x 87 x 93
C65 HZLC ⁽⁴⁾	NG	65	29	0.50	1.09	325	617	12.9	12,200	0.87 x 3.2 x 2.3	35 x 128 x 90
C200 LP	NG	190	31	1.3	2.9	280	535	11.6	11,000	1.7 x 3.8 x 2.5	67 x 150 x 98
C200 HP	NG, P, LG, DG	200	33	1.3	2.9	280	535	10.9	10,300	1.7 x 3.8 x 2.5	67 x 150 x 98
C200 HZLC ⁽⁴⁾	NG	200	33	1.3	2.9	280	535	10.9	10,300	1.9 x 3.3 x 2.9	74 x 130 x 115
C600S LP	NG	570	31	4.0	8.8	280	535	11.6	11,000	3.0 x 6.0 x 2.9	117 x 230 x 114
C600S HP	NG, P, LG, DG	600	33	4.0	8.8	280	535	10.9	10,300	3.0 x 6.0 x 2.9	117 x 230 x 114
C800S LP	NG	760	31	5.3	11.7	280	535	11.6	11,000	3.0 x 7.5 x 2.9	117 x 295 x 114
C800S HP	NG, P, LG, DG	800	33	5.3	11.7	280	535	10.9	10,300	3.0 x 7.5 x 2.9	117 x 295 x 114
C1000S LP	NG	950	31	6.7	14.7	280	535	11.6	11,000	3.0 x 9.1 x 2.9	117 x 360 x 114
C1000S HP	NG, P, LG, DG	1000	33	6.7	14.7	280	535	10.9	10,300	3.0 x 9.1 x 2.9	117 x 360 x 114
LIQUID FUELS⁽⁵⁾											
C30	D, A, K	29	25	0.31	0.69	275	530	14.4	13,700	0.76 x 1.5 x 1.8	30 x 60 x 71
C65	D, A, K	65	29	0.49	1.08	309	588	12.4	11,800	0.76 x 1.9 x 1.9	30 x 77 x 75
C65 ICHP	D, A, K	65	29	0.49	1.08	309	588	12.4	11,800	0.76 x 2.2 x 2.4	30 x 87 x 93
C200	D	190	30	1.3	2.9	280	535	12	11,370	1.7 x 3.8 x 2.5	67 x 150 x 98

Definitions: **LP** – Low Pressure; **HP** – High Pressure; **HZLC** – Hazardous Location; **ICHP** – Integrated Combined Heat and Power

⁽¹⁾ Nominal full power performance at ISO conditions: 59° F, 14.696 psia, 60% RH

⁽²⁾ Height dimensions are to the roofline. Exhaust outlet can extend up to 7 inches above the roofline.

⁽³⁾ Models available to operate on these different fuels: NG – Natural Gas; P – Propane; LG – Landfill Gas; DG – Digester Gas

⁽⁴⁾ Hazardous Location units suitable for use in potentially explosive atmospheres (UL Class I, Division 2 or ATEX directive 94/9/EC for Category 3, Zone 2 environments)

⁽⁵⁾ Models available to operate on these different fuels: D – Diesel; A – Aviation; K – Kerosene

Specifications are not warranted and are subject to change without notice.



C200 HAZLOC



C600S



C800S



C1000S ICHP

Capstone Turbine Corporation® is the world's leading developer and manufacturer of clean-and-green microturbine power generation systems, and was first to market with its high efficiency air bearing turbine technology. Capstone has shipped thousands of microturbines to customers worldwide. These innovative and award-winning systems have logged millions of documented runtime operating hours and are compliant with current and future emissions regulations.

With over 95 distributors worldwide, Capstone's low-emission microturbines serve multiple vertical markets with industry-leading reliability and efficiency. Capstone offers a comprehensive product lineup, providing scalable solutions from 30kW to 30MW.

Capstone is a member of the U.S. Environmental Protection Agency's Combined Heat and Power Partnership which is committed to improving the efficiency of the nation's energy infrastructure and reducing emissions of pollutants and greenhouse gases. A UL-Certified ISO 9001:2015 and ISO 14001:2015 company, Capstone is headquartered in the Los Angeles area with sales and/or service centers in the United States, Latin America, Europe, Middle East, and Asia.

For more information about Capstone's clean-and-green microturbine energy solutions, please visit www.capstoneturbine.com or call 818.734.5300.

